

SANGAM SKM COLLEGE - NADI
YEAR 10 BT WORKSHEETS 2021

Week 2

Monday (31/05) – Friday (04/06)

Monday (31/05)

Topic: **GENERAL WORKSHOP SAFETY**

Exercise: **Safety**

Reference site:

<http://www.education.gov.fj/textbooks/TESTTextBooks>

1. State two importance of following instructions in the workshop

a) _____

b) _____

2. Describe how to dress properly when in the workshop.

3. Why is it important to report all accidents?

Tuesday (01/06)

Topic: **GENERAL WORKSHOP SAFETY**

Exercise: **Safety**

Reference site:

<http://www.education.gov.fj/textbooks/TESTTextBooks>

1. Discuss one dangerous practice that can take place in the workshop

2. Safety goggles should be used when a student needs to

- A. sharpen a carving tool.
- B. chip off wood using a chisel.
- C. cut the stencil for screen printing.
- D. have a clear vision in the workshop

3. The long form for OHS is

- A. One's Health and Safety.
- B. One's Hygiene and Standards.
- C. Occupational Health and Safety.
- D. Occupational Health and Standards.

7. Which of the following is an electrical safety rule?

- A. Wear an apron or dust coat
- B. Wear goggles or safety glasses
- C. Keep the bench top clean and neat
- D. Report any electrical faults or conditions

8. Which of the following is a school OHS requirement under the OHS Act 1996?

- A. Evacuation plan
- B. Standard workshop
- C. Teacher-student ratio
- D. Classroom requirements

Wednesday (02/06)

Topic: **GENERAL WORKSHOP SAFETY**

Exercise: **Personal Protective Equipment**

Reference site:

<http://www.education.gov.fj/textbooks/TESTTextBooks>

1. Identify and label the following Equipment's



Thursday (03/06)

Topic: **GENERAL WORKSHOP SAFETY**

Exercise: **Personal Protective Equipment**

Reference site: <http://www.education.gov.fj/textbooks/TESTTextBooks>

Matching

Safety Equipment		Definition
A. A protective mask		Handles heavy material and protects the back
B. Safety Shoes		Avoids the workers falling
C. Ear protectors		Protects the body against welding work
D. Protective Apron		Protect ears against noise
E. Safety Harness		Protects from inhaling harmful air particles as dusts, vapours, fumes and gases
F. Safety gloves		Provide protection to the eyes
G. Safety helmet		Protects the head from accidental injury
H. Knee pads		Handles heavy materials such as breeze-blocks, beams and avoids injuries
I. A dorsal Belt		Protect the feet from accidental injury
J. Safety Goggles		Protect knees on the ground while working

Friday (04/06)

Topic: **GENERAL WORKSHOP SAFETY**

Exercise: **Health and Safety**

Reference site: <http://www.education.gov.fj/textbooks/TESTTextBooks>

Spot and list the hazards



1. _____
2. _____
3. _____
4. _____
5. _____
6. _____
7. _____
8. _____

SANGAM SKM COLLEGE - NADI
YEAR 13 AT WORKSHEETS 2021

Week 3

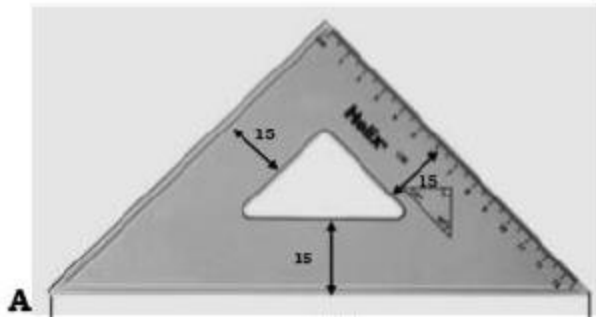
Monday (07/06) – Friday (11/06)

Monday (07/06)

Topic: **Geometry**

Given: A sketch of a 45° set square below and corner **A** labelled.

Required: Redraw the set square to a scale of 1:1 starting from the corner **A** given below

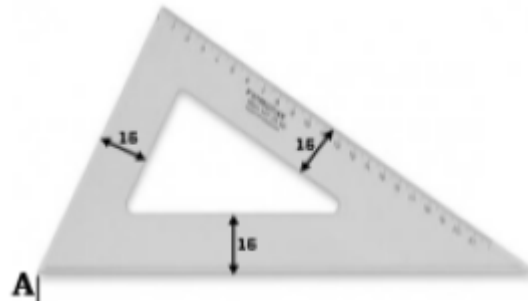


Tuesday (08/06)

Topic: **Geometry**

Given: A sketch of a 30° 60° set square on the below and corner **A** labelled

Required: Redraw the set square to a scale of 1:1 starting from the corner **A** given below

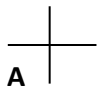



Wednesday (09/06)

Topic: **Geometry**

Given: A Pattern Design of a Table Plastic

Required: Redraw the Pattern Design scale 1:1



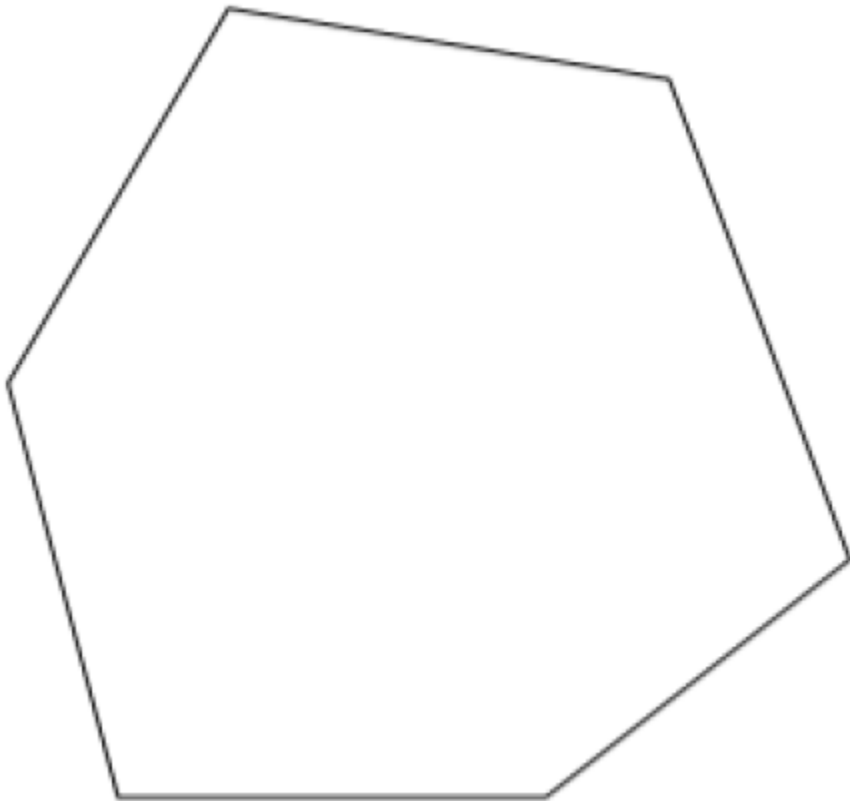
Thursday(10/06)

Topic: **Geometry**

Reference site: <https://www.youtube.com/watch?v=S6cgaQ3tgVc>

Given: An irregular Hexagon

Required: Reduce the given Hexagon to a scale of 2:3



Friday(11/06)

Topic: **Geometry**

Reference site: <https://www.youtube.com/watch?v=25nCv3Cw2n8>

Reflect the shapes in the mirror lines

